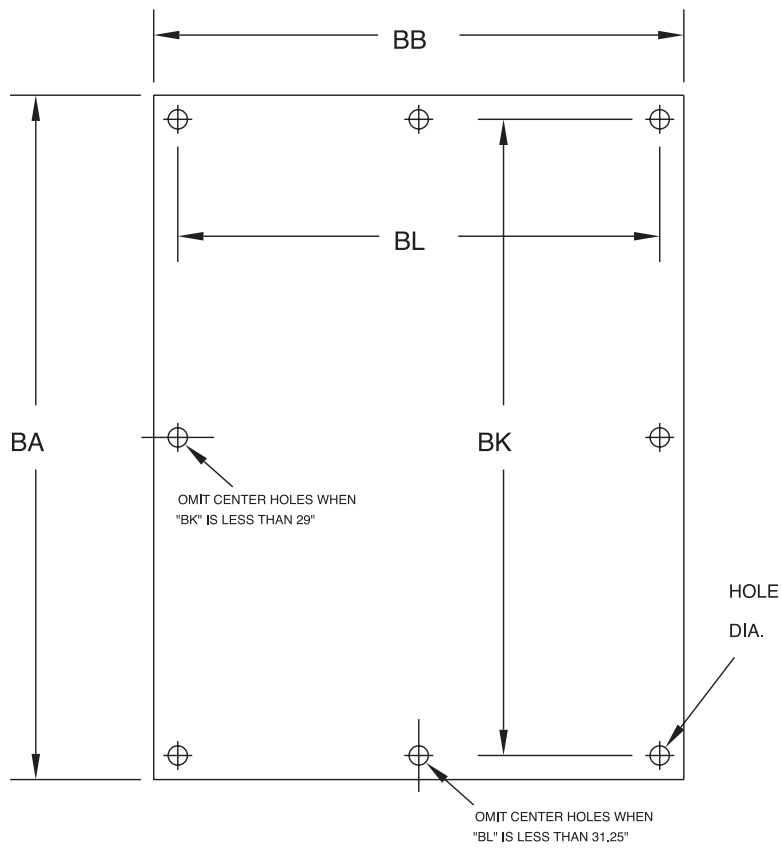
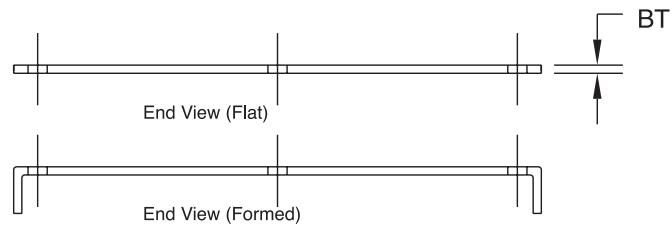


# Back Panels



| CATALOG SUFFIX | MATERIAL     | GRADE     | FINISH               |
|----------------|--------------|-----------|----------------------|
| <b>A</b>       | Aluminum     | 3003-H14  | None                 |
| <b>CS</b>      | Carbon Steel | 1008/1010 | Painted White Enamel |
| <b>ABS</b>     | ABS Plastic  | Polymer   | Smooth/Textured      |

Note: Available for all product families unless otherwise specified



# Enclosure Specific Accessories | Back Panels

## TYPICAL SERIES DESIGNATORS: CO, FR, CE, AH BACK PANEL DIMENSIONS

| SIZE ID NUMBER | BA             | BB             | BK             | BL              | BT (A)      | BT (CS)     | BT (ABS)   | PANEL TYPE | HOLE DIA.  | # OF HOLES | WEIGHT (ALUMINUM) SUFFIX: A | WEIGHT (CARBON STEEL) SUFFIX: CS | WEIGHT (ABS) SUFFIX: ABS |
|----------------|----------------|----------------|----------------|-----------------|-------------|-------------|------------|------------|------------|------------|-----------------------------|----------------------------------|--------------------------|
| BP66           | 4.88<br>(124)  | 4.88<br>(124)  | 4.25<br>(108)  | 4.25<br>(108)   | .080<br>(2) | .075<br>(2) | .23<br>(6) | Flat       | .25<br>(6) | 4          | 3 oz.                       | 8 oz.                            | CF                       |
| BP76           | 6<br>(152)     | 4.88<br>(124)  | 5.38<br>(137)  | 4.25<br>(108)   | .080<br>(2) | .075<br>(2) | .23<br>(6) | Flat       | .25<br>(6) | 4          | 4 oz.                       | 10 oz.                           | CF                       |
| BP86           | 6.88<br>(175)  | 4.88<br>(124)  | 6.25<br>(159)  | 4.25<br>(108)   | .080<br>(2) | .075<br>(2) | .23<br>(6) | Flat       | .25<br>(6) | 4          | 4 oz.                       | 12 oz.                           | CF                       |
| BP88           | 6.88<br>(175)  | 6.88<br>(175)  | 6.25<br>(159)  | 6.25<br>(159)   | .080<br>(2) | .075<br>(2) | .23<br>(6) | Flat       | .25<br>(6) | 4          | 5 oz.                       | 15 oz.                           | CF                       |
| BP96           | 8.25<br>(210)  | 4.88<br>(124)  | 7.63<br>(194)  | 4.25<br>(108)   | .080<br>(2) | .075<br>(2) | .23<br>(6) | Flat       | .25<br>(6) | 4          | 5 oz.                       | 14 oz.                           | CF                       |
| BP108          | 8.88<br>(225)  | 6.88<br>(175)  | 8.25<br>(210)  | 6.25<br>(159)   | .080<br>(2) | .075<br>(2) | .23<br>(6) | Flat       | .25<br>(6) | 4          | 8 oz.                       | 1.3 lb.                          | CF                       |
| BP1010         | 8.88<br>(225)  | 8.88<br>(225)  | 8.25<br>(210)  | 8.25<br>(210)   | .080<br>(2) | .075<br>(2) | .23<br>(6) | Flat       | .25<br>(6) | 4          | 10 oz.                      | 1.9 lbs                          | CF                       |
| BP1210         | 10.88<br>(276) | 8.88<br>(225)  | 10.25<br>(260) | 8.25<br>(210)   | .080<br>(2) | .075<br>(2) | .23<br>(6) | Flat       | .25<br>(6) | 4          | 12 oz.                      | 2.1 lb.                          | CF                       |
| BP1412         | 12.88<br>(327) | 10.88<br>(276) | 12.25<br>(311) | 10.25<br>(260)  | .080<br>(2) | .075<br>(2) | .23<br>(6) | Flat       | .25<br>(6) | 4          | 1.125 lb.                   | 3 lb.                            | CF                       |
| BP1614         | 14.88<br>(378) | 12.88<br>(327) | 14.25<br>(362) | 12.25<br>(311)  | .080<br>(2) | .075<br>(2) | .23<br>(6) | Flat       | .25<br>(6) | 4          | 1.5 lb.                     | 4.1 lb.                          | CF                       |
| BP1816         | 16.88<br>(429) | 14.88<br>(378) | 16.25<br>(413) | 14.250<br>(362) | .080<br>(2) | .075<br>(2) | .23<br>(6) | Flat       | .25<br>(6) | 4          | 1.94 lb.                    | 5.4 lb.                          | CF                       |
| BP2016         | 18.88<br>(479) | 14.88<br>(378) | 18.25<br>(463) | 14.250<br>(362) | .080<br>(2) | .075<br>(2) | .23<br>(6) | Flat       | .25<br>(6) | 4          | 2.25 lb.                    | 6.1 lb.                          | CF                       |
| BP2424         | 22.75<br>(578) | 22.75<br>(578) | 22.25<br>(565) | 22.25<br>(565)  | .080<br>(2) | .075<br>(2) | .23<br>(6) | Flat       | .313       | 4          | 4.4 LBS.                    | CF                               | CF                       |

Caution: Metric units are for reference do not convert.

Note: When specifying combine Size ID Number and Material Suffix. Example: BP66A for 6x6 Aluminum Back Panel

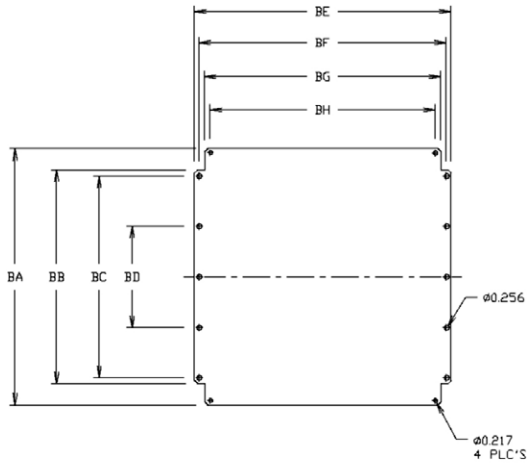
## TRITON SERIES BACK PANEL DIMENSIONS

| SIZE ID NUMBER | BA              | BB             | BK              | BL             | BT (A)       | BT (CS)      | PANEL TYPE | HOLE DIA.     | # OF HOLES | WEIGHT (ALUMINUM) SUFFIX: A | WEIGHT (CARBON STEEL) SUFFIX: CS |
|----------------|-----------------|----------------|-----------------|----------------|--------------|--------------|------------|---------------|------------|-----------------------------|----------------------------------|
| BPT2420        | 21.00<br>(533)  | 17.00<br>(432) | 19.25<br>(489)  | 15.25<br>(387) | .128<br>(3)  | .105<br>(3)  | Flat       | .50<br>(13)   | 4          | 4.5 lbs                     | 10.8 lbs                         |
| BPT2424        | 21.00<br>(533)  | 21.00<br>(533) | 19.25<br>(489)  | 19.25<br>(489) | .128<br>(3)  | .105<br>(3)  | Flat       | .50<br>(13)   | 4          | 5.5 lbs                     | 13.4 lbs                         |
| BPT3020        | 27.00<br>(686)  | 17.00<br>(432) | 25.25<br>(641)  | 15.25<br>(387) | .128<br>(3)  | .105<br>(3)  | Flat       | .50<br>(13)   | 4          | 5.8 lbs                     | 14 lbs                           |
| BPT3024        | 27.00<br>(686)  | 21.00<br>(533) | 25.25<br>(641)  | 19.25<br>(489) | .128<br>(3)  | .105<br>(3)  | Flat       | .50<br>(13)   | 4          | 7 lbs                       | 17 lbs                           |
| BPT3630        | 33.00<br>(838)  | 27.00<br>(686) | 31.25<br>(794)  | 25.25<br>(641) | .128<br>(3)  | .105<br>(3)  | Flat       | .50<br>(13)   | 4          | 11 lbs                      | 27 lbs                           |
| BPT4836        | 45.00<br>(1143) | 33.00<br>(838) | 43.25<br>(1099) | 31.25<br>(794) | .128<br>(3)  | .105<br>(3)  | Formed     | .563<br>(14)  | 8          | 20 lbs                      | 47 lbs                           |
| BPT6036        | 57.00<br>(1448) | 33.00<br>(838) | 55.25<br>(1403) | 31.25<br>(794) | .128<br>(3)  | .105<br>(3)  | Formed     | .563<br>(14)  | 8          | 25 lbs                      | 60 lbs                           |
| BPT7225        | 64.00<br>(1626) | 21.00<br>(533) | 62.00<br>(1575) | 19.00<br>(483) | .128<br>(3)  | .105<br>(3)  | Formed     | .563<br>(14)  | 10         | 18.5 lbs                    | 43 lbs                           |
| BPT7249*       | 64.00<br>(1626) | 22.00<br>(559) | 62.00<br>(1575) | 20.00<br>(508) | .128<br>(3)  | .105<br>(3)  | Formed     | .563<br>(14)  | 10         | 38 lbs                      | 86 lbs                           |
| BPT7260*       | 64.00<br>(1626) | 27.50<br>(698) | 62.00<br>(1575) | 25.50<br>(648) | .128<br>(3)  | .105<br>(3)  | Formed     | .563<br>(14)  | 10         | 46 lbs                      | 109 lbs                          |
| BPT9072*       | 82.00<br>(2083) | 33.50<br>(851) | 80.00<br>(2032) | 31.50<br>(800) | 0.125<br>(3) | 0.105<br>(3) | Formed     | 0.563<br>(14) | 10         | 72 lbs.                     | 164 lbs.                         |

\* Set of two panels

Caution: Metric units are for reference;do not convert.

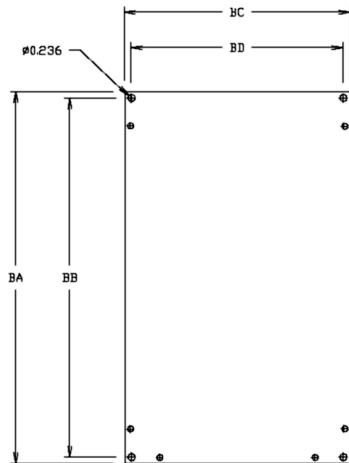
Note: When specifying combine Size ID Number and Material Suffix. Example: BPT3024CS for 30x24 Carbon Steel Back Panel.



### DURASHIELD DU BACK PANEL DIMENSIONS

| BACK PANEL MODEL NO. | BA             | BB             | BC             | BD            | BE             | BF             | BG             | BH             | # OF HOLES |
|----------------------|----------------|----------------|----------------|---------------|----------------|----------------|----------------|----------------|------------|
| <b>BPDU33A</b>       | 2.48<br>(63)   | 1.02<br>(26)   | N/A            | N/A           | 2.68<br>(68)   | 2.28<br>(58)   | 1.85<br>(47)   | N/A            | 2          |
| <b>BPDU34A</b>       | 2.44<br>(62)   | 1.26<br>(32)   | N/A            | N/A           | 3.82<br>(97)   | 3.50<br>(89)   | 3.27<br>(83)   | N/A            | 2          |
| <b>BPDU55A</b>       | 4.21<br>(107)  | 2.44<br>(62)   | 2.05<br>(52)   | N/A           | 4.29<br>(109)  | 3.74<br>(95)   | 3.39<br>(86)   | 2.83<br>(72)   | 6          |
| <b>BPDU59A</b>       | 4.21<br>(107)  | 2.44<br>(62)   | 2.05<br>(52)   | N/A           | 8.15<br>(207)  | 7.60<br>(193)  | 7.24<br>(184)  | 6.69<br>(170)  | 6          |
| <b>BPDU77A</b>       | 5.67<br>(144)  | 3.43<br>(87)   | 2.99<br>(76)   | N/A           | 5.67<br>(144)  | 5.20<br>(132)  | 4.61<br>(117)  | 4.02<br>(102)  | 6          |
| <b>BPDU711A</b>      | 5.67<br>(144)  | 3.43<br>(87)   | 2.99<br>(76)   | N/A           | 9.61<br>(244)  | 9.13<br>(232)  | 8.54<br>(217)  | 7.95<br>(202)  | 6          |
| <b>BPDU1010A</b>     | 9.17<br>(233)  | 6.93<br>(176)  | 3.94<br>(100)  | N/A           | 9.37<br>(238)  | 8.94<br>(227)  | 8.31<br>(211)  | 7.72<br>(196)  | 6          |
| <b>BPDU1016A</b>     | 9.17<br>(233)  | 6.93<br>(176)  | 3.94<br>(100)  | N/A           | 15.08<br>(383) | 14.65<br>(372) | 14.02<br>(356) | 13.43<br>(341) | 6          |
| <b>BPDU1414A</b>     | 13.54<br>(344) | 11.30<br>(287) | 10.63<br>(270) | 5.35<br>(136) | 13.54<br>(344) | 13.07<br>(332) | 12.48<br>(317) | 11.89<br>(302) | 10         |
| <b>BPDU1616A</b>     | 15.28<br>(388) | 13.03<br>(331) | 9.84<br>(250)  | N/A           | 15.04<br>(382) | 14.65<br>(372) | 13.98<br>(355) | 13.43<br>(341) | 6          |

Caution: Metric units are for reference; do not convert.



### DURASHIELD DUL BACK PANEL DIMENSIONS

| BACK PANEL MODEL NO. | BA             | BB             | BC             | BD             | # OF HOLES |
|----------------------|----------------|----------------|----------------|----------------|------------|
| <b>BPDU1812A</b>     | 13.94<br>(354) | 13.46<br>(342) | 8.46<br>(215)  | 7.95<br>(202)  | 4          |
| <b>BPDU1816A</b>     | 14.80<br>(376) | 14.25<br>(362) | 12.83<br>(326) | 12.24<br>(311) | 4          |
| <b>BPDU2416A</b>     | 21.89<br>(556) | 21.34<br>(542) | 14.84<br>(377) | 14.21<br>(361) | 4          |

Caution: Metric units are for reference; do not convert.

# Enclosure Specific Accessories | Back Panels

## BANTAMBOX BACK PANEL DIMENSIONS

| SIZE ID NUMBER | BA             | BB            | BK             | BL            | BT(P)         | PANEL TYPE | HOLE DIA.     | # OF HOLES |
|----------------|----------------|---------------|----------------|---------------|---------------|------------|---------------|------------|
| BPB0605P       | 1.89<br>(48)   | 1.61<br>(41)  | 1.50<br>(38)   | N/A           | 0.06<br>(1.5) | Flat       | 0.14<br>(3.5) | 4          |
| BPB0808P       | 2.83<br>(72)   | 2.76<br>(70)  | 2.28<br>(58)   | 2.28<br>(58)  | 0.06<br>(1.5) | Flat       | 0.17<br>(4.3) | 10         |
| BPB1280P       | 4.33<br>(110)  | 2.76<br>(70)  | 3.23<br>(82)   | 2.28<br>(58)  | 0.06<br>(1.5) | Flat       | 0.18<br>(4.5) | 10         |
| BPB1680P       | 5.91<br>(150)  | 2.76<br>(70)  | 4.80<br>(122)  | 2.28<br>(58)  | 0.06<br>(1.5) | Flat       | 0.18<br>(4.5) | 10         |
| BPB2080P       | 7.48<br>(190)  | 2.76<br>(70)  | 6.38<br>(162)  | 2.28<br>(58)  | 0.06<br>(1.5) | Flat       | 0.18<br>(4.5) | 6          |
| BPB1212P       | 4.41<br>(112)  | 4.33<br>(110) | 3.31<br>(84)   | 3.86<br>(98)  | 0.08<br>(2)   | Flat       | 0.18<br>(4.5) | 4          |
| BPB1612P       | 5.94<br>(151)  | 4.41<br>(112) | 4.70<br>(120)  | 3.56<br>(91)  | 0.08<br>(2)   | Flat       | 0.19<br>(4.8) | 4          |
| BPB2012P       | 7.44<br>(189)  | 4.29<br>(109) | 6.30<br>(160)  | 3.54<br>(90)  | 0.08<br>(2)   | Flat       | 0.18<br>(4.5) | 4          |
| BPB2412P       | 9.06<br>(230)  | 4.33<br>(110) | 7.91<br>(201)  | 3.86<br>(98)  | 0.10<br>(2.5) | Flat       | 0.18<br>(4.5) | 4          |
| BPB2015P       | 7.52<br>(191)  | 5.59<br>(142) | 6.28<br>(160)  | 4.65<br>(118) | 0.08<br>(2)   | Flat       | 0.20<br>(5)   | 4          |
| BPB3415P       | 11.65<br>(296) | 5.39<br>(137) | 8.66<br>(220)  | 4.41<br>(112) | 0.10<br>(2.5) | Flat       | 0.18<br>(4.5) | 4          |
| BPB1616P       | 5.94<br>(151)  | 5.20<br>(132) | 5.43<br>(138)  | 4.78<br>(122) | 0.10<br>(2.5) | Flat       | 0.18<br>(4.5) | 4          |
| BPB2416P       | 9.06<br>(230)  | 5.91<br>(150) | 7.93<br>(202)  | 5.43<br>(138) | 0.10<br>(2.5) | Flat       | 0.19<br>(4.7) | 4          |
| BPB2516P       | 9.53<br>(242)  | 5.98<br>(152) | 8.33<br>(212)  | 5.04<br>(128) | 0.10<br>(2.5) | Flat       | 0.19<br>(4.7) | 4          |
| BPB3620P       | 13.58<br>(345) | 7.44<br>(189) | 11.81<br>(300) | 4.61<br>(117) | 0.10<br>(2.5) | Flat       | 0.26<br>(6.5) | 4          |
| BPB3023P       | 11.42<br>(290) | 8.64<br>(220) | 10.04<br>(255) | 7.80<br>(198) | 0.10<br>(2.5) | Flat       | 0.20<br>(5)   | 4          |

Caution: Metric units are for reference; do not convert.

## ENDURANCE BACK PANEL DIMENSIONS

| SIZE ID NUMBER | BA             | BB             | BK             | BL             | BT (A)       | PANEL TYPE | HOLE DIA.  | # OF HOLES |
|----------------|----------------|----------------|----------------|----------------|--------------|------------|------------|------------|
| BPE1210        | 10.31<br>(262) | 7.80<br>(198)  | 9.61<br>(244)  | 7.09<br>(180)  | 0.080<br>(2) | Flat       | .31<br>(8) | 5          |
| BPE1620        | 14.17<br>(360) | 9.76<br>(248)  | 13.46<br>(342) | 9.06<br>(230)  | 0.080<br>(2) | Flat       | .31<br>(8) | 5          |
| BPE1616        | 14.17<br>(360) | 13.70<br>(348) | 13.46<br>(342) | 12.99<br>(330) | 0.080<br>(2) | Flat       | .31<br>(8) | 5          |
| BPE2016        | 18.11<br>(460) | 13.70<br>(348) | 17.40<br>(442) | 12.99<br>(330) | 0.080<br>(2) | Flat       | .31<br>(8) | 6          |
| BPE2416        | 21.97<br>(558) | 13.70<br>(348) | 21.26<br>(540) | 12.99<br>(330) | 0.080<br>(2) | Flat       | .31<br>(8) | 6          |
| BPE2420        | 21.97<br>(558) | 17.64<br>(448) | 21.26<br>(540) | 16.93<br>(430) | 0.080<br>(2) | Flat       | .31<br>(8) | 6          |
| BPE3012        | 29.76<br>(756) | 9.76<br>(248)  | 29.06<br>(738) | 9.06<br>(230)  | 0.080<br>(2) | Flat       | .31<br>(8) | 7          |
| BPE3024        | 29.76<br>(756) | 21.57<br>(548) | 29.06<br>(738) | 20.87<br>(530) | 0.080<br>(2) | Flat       | .31<br>(8) | 7          |

Caution: Metric units are for reference; do not convert.

## VIKING BACK PANEL DIMENSIONS

| SIZE ID NUMBER | BA             | BB             | BK              | BL              | BT(A)       | PANEL TYPE | HOLE DIA.  | # OF HOLES |
|----------------|----------------|----------------|-----------------|-----------------|-------------|------------|------------|------------|
| <b>BPV107</b>  | 9.29<br>(236)  | 5.00<br>(127)  | 7.87<br>(200)   | 4.33<br>(110)   | .080<br>(2) | flat       | .31<br>(8) | 4          |
| <b>BPV1010</b> | 9.45<br>(240)  | 8.58<br>(218)  | 7.87<br>(200)   | 7.87<br>(200)   | .080<br>(2) | flat       | .31<br>(8) | 4          |
| <b>BPV147</b>  | 12.83<br>(326) | 5.12<br>(130)  | 11.42<br>(290)  | 4.33<br>(110)   | .080<br>(2) | flat       | .31<br>(8) | 4          |
| <b>BPV1410</b> | 12.83<br>(326) | 8.66<br>(220)  | 11.42<br>(290)  | 7.87<br>(200)   | .080<br>(2) | flat       | .31<br>(8) | 4          |
| <b>BPV1414</b> | 12.99<br>(330) | 12.20<br>(310) | 11.42<br>(290)  | 11.42<br>(290)  | .080<br>(2) | flat       | .31<br>(8) | 4          |
| <b>BPV2110</b> | 20.08<br>(510) | 8.66<br>(220)  | 18.50<br>(470)  | 7.87<br>(200)   | .080<br>(2) | flat       | .31<br>(8) | 8          |
| <b>BPV2114</b> | 20.08<br>(510) | 12.13<br>(308) | 18.50<br>(470)  | 11.42<br>(290)  | .080<br>(2) | flat       | .31<br>(8) | 8          |
| <b>BPV2121</b> | 19.21<br>(488) | 19.21<br>(488) | 18.50<br>(470)  | 18.50<br>(470)  | .080<br>(2) | flat       | .31<br>(8) | 16         |
| <b>BPV2814</b> | 27.16<br>(690) | 12.20<br>(310) | 25.59<br>(650)  | 11.42<br>(290)  | .080<br>(2) | flat       | .31<br>(8) | 8          |
| <b>BPV2821</b> | 26.30<br>(668) | 19.21<br>(488) | 25.59<br>(650)  | 18.50<br>(470)  | .080<br>(2) | flat       | .31<br>(8) | 16         |
| <b>BPV75</b>   | 6.06<br>(154)  | 3.82<br>(97)   | 5.14<br>(130.5) | 3.34<br>(85.5)  | .080<br>(2) | flat       | .31<br>(8) | 4          |
| <b>BPV77</b>   | 5.71<br>(145)  | 5.71<br>(145)  | 5.14<br>(130.5) | 5.14<br>(130.5) | .080<br>(2) | flat       | .31<br>(8) | 4          |
| <b>BPV105</b>  | 9.53<br>(242)  | 3.82<br>(97)   | 8.70<br>(221)   | 3.34<br>(85.5)  | .080<br>(2) | flat       | .31<br>(8) | 4          |
| <b>BPV55</b>   | 3.94<br>(100)  | 3.94<br>(100)  | 3.34<br>(85.5)  | 3.34<br>(85.5)  | .080<br>(2) | flat       | .31<br>(8) | 4          |

Caution: Metric units are for reference; do not convert.

## MACHOBOX BACK PANEL DIMENSIONS

| SIZE ID NUMBER | BA          | BB          | BK             | BL             | BT (A)      | BT (CS)      | HOLE DIA.    | # OF HOLES |
|----------------|-------------|-------------|----------------|----------------|-------------|--------------|--------------|------------|
| <b>BPM2020</b> | 18<br>(457) | 18<br>(457) | 15.25<br>(387) | 15.25<br>(387) | 0.08<br>(2) | 0.105<br>(3) | 0.295<br>(7) | 4          |
| <b>BPM2420</b> | 22<br>(559) | 18<br>(457) | 19.25<br>(489) | 15.25<br>(387) | 0.08<br>(2) | 0.105<br>(3) | 0.295<br>(7) | 4          |
| <b>BPM2424</b> | 22<br>(559) | 22<br>(559) | 19.25<br>(489) | 19.25<br>(489) | 0.08<br>(2) | 0.105<br>(3) | 0.295<br>(7) | 4          |

Caution: Metric units are for reference; do not convert.